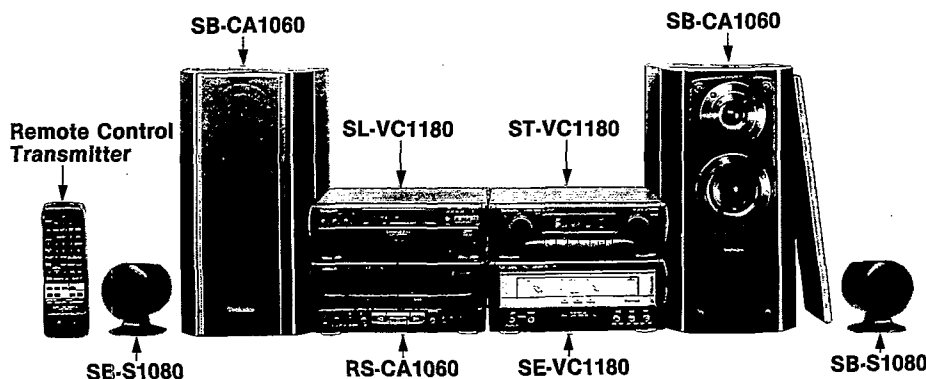


Service Manual

Stereo Amplifier

Amplifier

SE-VC1180



Colour

(K)...Black Type

Area

Suffix for Model No.	Area	Colour
(E)	Europe.	(K)
(EB)	Great Britain.	
(EG)	Germany and Italy.	

System: SC-VC1180

Because of unique interconnecting cables, when a component requires service, send or bring in the entire system.

Please file and use this manual together with the service manual for Model No. SE-CA1080, Order No. AD9406158C2 and Supplement Order No. AD9410291S2.

- Notes:**
- This service manual is provided to indicate the main differences between the original model No. SE-CA1080 (E) and the subsequent model No. SE-VC1180 (E, EB, EG).
 - Refer to the Connections, Quick reference of remote control operation and Preparing of the remote control of Service manual for Model No. SL-VC1180 (E), Order No. AD9506160C2.

System	Tuner	Video CD Changer	Amplifier	Cassette deck	Speaker
SC-VC1180	ST-VC1180	SL-VC1180	SE-VC1180	RS-CA1060	*SB-CA1080 (SB-CA1060+SB-S1080)

* Made in PAES

△ WARNING

This service information is designed for experienced repair technicians only and is not designed for use by the general public. It does not contain warnings or cautions to advise non-technical individuals of potential dangers in attempting to service a product. Products powered by electricity should be serviced or repaired only by experienced professional technicians. Any attempt to service or repair the product or products dealt with in this service information by anyone else could result in serious injury or death.

Technics®

CHANGES

CHANGE IN REPLACEMENT PARTS LIST (SL-CA1080 Service Manual of pages 17, 19, 20.)

- Notes:**
- Mentioned in this parts list is only those different from Model No. SE-CA1080 (E).
All other parts are the same as for SE-CA1080 (E).
 - Important safety notice:
Components identified by Δ mark have special characteristics important for safety.
Furthermore, special parts which have purposes of fire-retardant (resistors), high-quality sound (capacitors), low-noise (resistors), etc. are used.
When replacing any of components, be sure to use only manufacturer's specified parts shown in the parts list.
 - The "(SF)" mark denotes the standard part.
 - [V] indicates in Remarks columns parts that are supplied by Video Recorder Division.

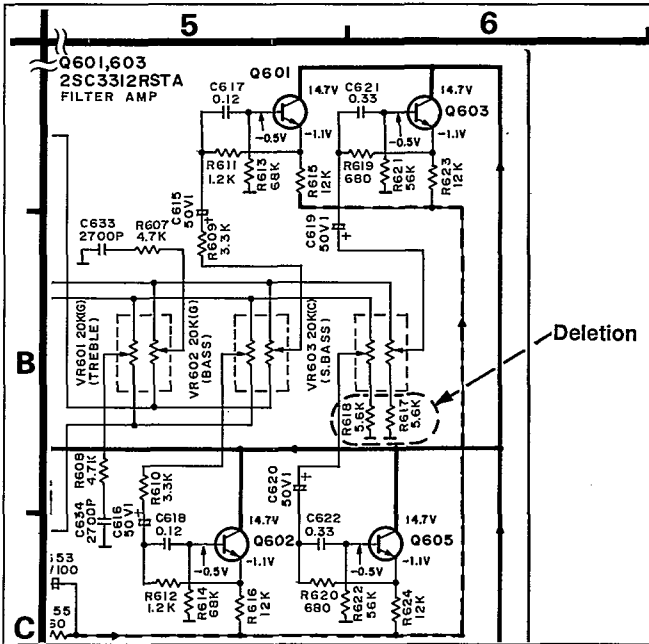
Ref. No.	Change of Part No.		Part Name & Description	Remarks
	SE-CA1080 (E)	➔		
INTEGRATED CIRCUITS				
IC803	XLU2040F-T1	BU2040F-T2	LED DRIVE	
RESISTORS				
R617, 618	ERDS2TJ562	—	1/4W 5.6K Ω	Deletion
R661, 662	—	ERDS2TJ152	1/4W 1.5K Ω	Addition
CAPACITORS				
C561	RCE1EM221BV	ECA1EM221B	25V 220 μ F	
C1101, 1102	ECBT1E223ZF	ECBT1H473ZF5	50V 0.047 μ F	
CABINET AND CHASSIS				
1	RHD30007	RHD30007-K1	SCREW	
5	RFKHE1080EK	RFKHVC1180E	REAR GRILL ASS'Y	(E, EG)
		RFKHVC1180EB	REAR GRILL ASS'Y	(EB)
8	RFKGCECA1080E	RFKGVC1180E	FRONT PANEL ASS'Y	
14	RSE0005A	RSE0005A-1	METER UNIT	
16	RWJ1808150XX	RWJ1808100XX	FLAT CABLE (W703) (8P)	
23	SYE1128-2	SYE1128-4	FAN ASS'Y	
23-4	SHE233	SHE233-1	FAN CASE	
PACKING MATERIAL				
P1	RPG2130-1	RPG2585	PACKING CASE (SYSTEM)	(E, EG)
		RPG2586	PACKING CASE (SYSTEM)	(EB)
P2	RPG2232	RPG2232	PACKING CASE (TUNER)	
		RPG2352	PACKING CASE (CD)	
P3	RPN0816	RPN0816	CUSHION (TUNER)	
		RPN0858	CUSHION (CD)	
P7	XZB25X34C03Y	XZB25X34C03X	PROTECTION BAG (F.B., ACC.)	
ACCESSORIES				
A1	RAK-CH729WH	RAK-CH739WH	REMOTE CONTROL TRANSMITTER	
A5	RJA0019-2A	RJA0019-2K	AC POWER SUPPLY CORD	(E, EG) Δ (SF)
		VJA0733	AC POWER SUPPLY CORD	(EB) Δ (SF) [V]
A6	RFKSECA1060E	RFKSVC1180E	INSTRUCTION MANUAL ASS'Y	(E)
		RFKSVC1180EB	INSTRUCTION MANUAL ASS'Y	(EB)
		RQT3063-E	INSTRUCTION MANUAL	(EG)
A13	—	SJP2198	VIDEO CONNECTION CABLE	Addition
A14	—	VFA0151-1	21-PIN PLUG ADAPTOR	Addition

SCHEMATIC DIAGRAM (SE-CA1080 Service Manual of page 8.)

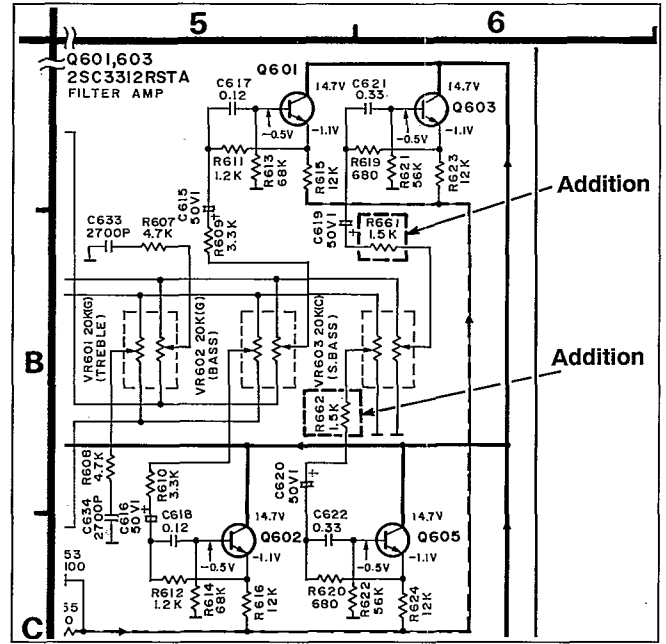
Note: Those parts have added.

A OPERATION CIRCUIT

SE-CA1080



SE-VC1180

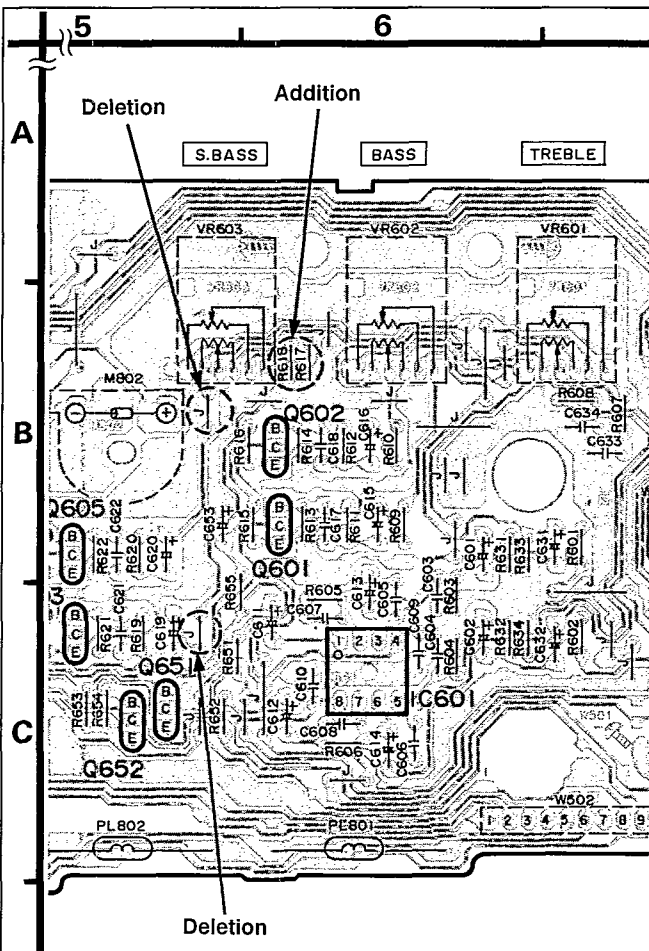


PRINTED CIRCUIT BOARDS (SE-CA1080 Service Manual of page 14.)

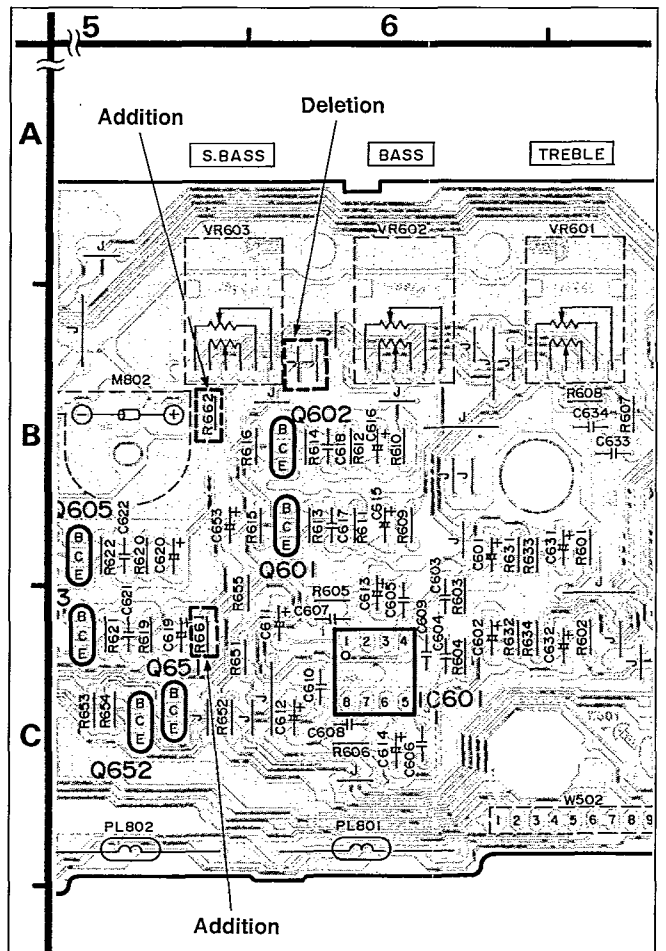
Note: Those parts have added.

A OPERATION P.C.B. (REP1924B-S)

SE-CA1080

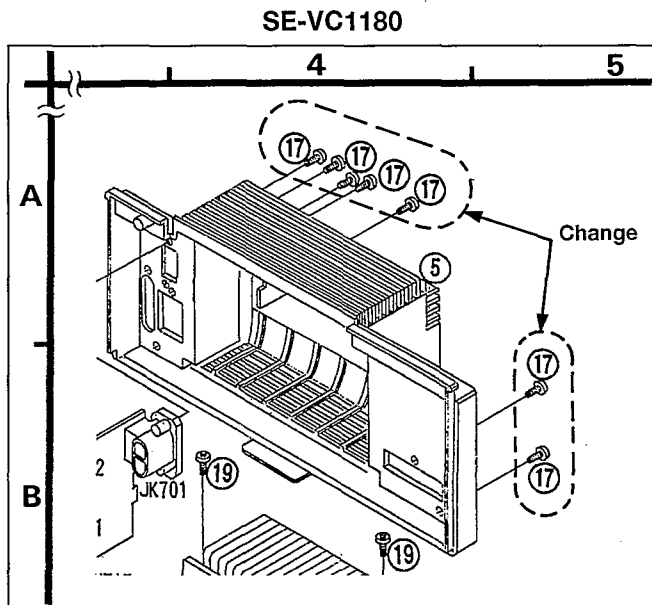


SE-VC1180



CABINET PARTS LOCATION (SE-CA1080 Service Manual of page 16.)

Note: Those parts have changed.



PACKAGING (SE-CA1080 Service Manual of page 21.)

Note: Those parts have added.

